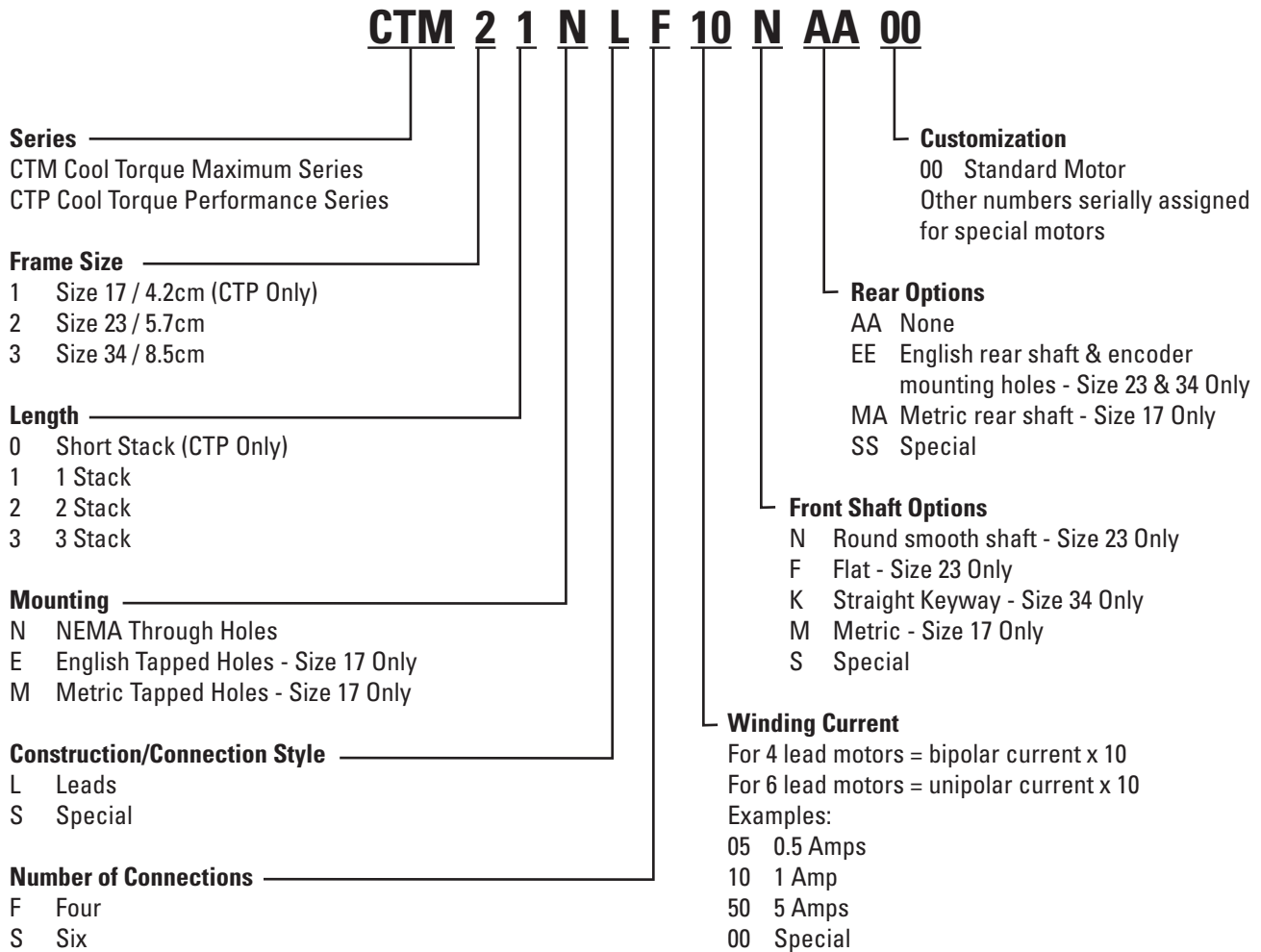
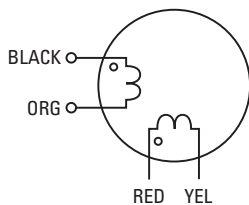


CT Series Model Numbers



CT Series Connection Diagrams & Switching Sequences

4 Lead Motors



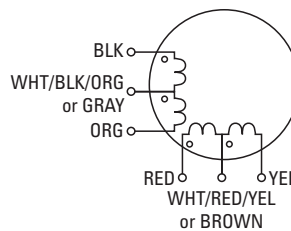
Bipolar Winding - Full Step

Step	BLK	ORG	RED	YEL
1	+	-	+	-
2	-	+	+	-
3	-	+	-	+
4	+	-	-	+
1	+	-	+	-

Direction of rotation as viewed from mounting end of motor.

CW (downward arrow) CCW (upward arrow)

6 Lead Motors



Unipolar Winding - Full Step

Step	BLK	ORG	RED	YEL	WHT/BLK/ORG WHT/RED/YEL
1	-	-	-	-	+
2	-	-	-	-	+
3	-	-	-	-	+
4	-	-	-	-	+
1	-	-	-	-	+

Direction of rotation as viewed from mounting end of motor.

CW (downward arrow) CCW (upward arrow)