



Automation for a Changing World

Delta Power Meter DPM Series



www.deltaww.com

DISTRIBUIDOR DELTA






KALATEC
AUTOMAÇÃO
WWW.KALATEC.COM.BR

DELTA
Smarter. Greener. Together.

Product Introduction





Delta's Multifunction Power Meter DPM Series precisely measures various electrical energy and power quality parameters, including power factors, harmonics, and current/voltage unbalance, as well as provides off-limit alarms and history logs functions. The DPM Series offers a variety of communication protocols and monitoring functions that are especially suitable for sectors where power quality is critical.

Specifications

Model Name	DPM-C530	DPM-C530E	DPM-C520	DPM-C520W	DPM-C310
Product Appearance					
Accuracy Class					
Active Energy (IEC 62053-22)	Class 0.5S	Class 0.5S	Class 0.5S	Class 0.5S	Class 1
Measurement Accuracy					
Current	1 A / 5 A	1 A / 5 A	1 A / 5 A	1 A / 5 A	1 A / 5 A
Voltage	●	●	●	●	●
Frequency	●	●	●	●	●
Active, Reactive, and Apparent Power	●	●	●	●	●
Power Factor	●	●	●	●	●
Active, Reactive, and Apparent Energy	●	●	●	●	●
Demand Values					
Current	●	●			
Power	●	●			
Calculation Mode	Block	Sliding / Block			
Power Quality Measurement					
Current / Voltage Unbalance	●	●	●	●	●
Total Voltage Harmonic Distortion	●	●	●	●	●
Total Current Harmonic Distortion	●	●	●	●	●
Total Harmonic Distortion (THD)	●	●	●	●	●
Individual Current / Voltage Harmonics	Up to 31 st	Up to 31 st			
Advanced Functions					
Max. / Min. Instantaneous Values with Timestamp	●	●	●	●	●
Data Logs	17	17			
Data Logs Recording Duration	2 months	2 months			
Alarms History	500	500			
Parameter Grouping	35	35			
Auto-Recording	●	●			
Multi-Tariff (Interval Numbers)	8 groups	8 groups			
User Interface (UI)	4 languages	4 languages			
Alarms / Control					
Alarm Types	29	29	10	10	10
Digital Input / Digital Output					
Communication					
RS-485 Interface	●		●	●	●
Wireless Interface (802.11 b/g/n)				●	
Modbus	MODBUS RTU/ASCII	TCP	RTU	RTU/TCP	RTU
BACnet MS/TP	●				
Ethernet		2 Port			
Certifications					
Safety	CE/UL/RCM	CE/UL	CE/UL	CE/UL	CE/UL
Precision	CMA/IEC	CMA/IEC	CMA/IEC	CMA/IEC	CMA/IEC
WiFi				CE/FCC/JRF/KCC/IC/NCC/NTC/IC	

* Min. / max. instantaneous : Phase voltage, line voltage, current, frequency, total 3 - phase active power, total 3 - phase reactive power, total 3 - phase apparent power, total power factor, total voltage harmonic distortion, total phase voltage harmonic distortion, total current harmonic distortion, phase voltage unbalance, 3 - phase voltage unbalance, 3 - phase current unbalance

* Alarm types: Over-current, under-current, over natural current, over line voltage, under line voltage, over phase voltage, under phase voltage, over voltage unbalance, over current unbalance, over active power, over reactive power, over apparent power, power factor (lead), power factor (lag), over current demand, over active power demand, over reactive power demand, over apparent power demand, over frequency, under frequency, over total voltage harmonic distortion, over total current harmonic distortion, phase lose, restore factory setting, phase sequence reversal, over DUI, over EU

Model Name	DPM-D520I	DPM-D530I	DPM-C501L	DPM-C502
Product Appearance				
Accuracy Class				
Active Energy (IEC 62053-22)	0.5%	Class 0.5S	0.5%	0.5%
Measurement Accuracy				
Current	63 A	100 A	1 A / 5 A	1 A / 5 A
Voltage	●	●	●	●
Frequency	●	●	●	●
Active, Reactive, and Apparent Power	●	●	●	●
Power Factor	●	●	●	●
Active, Reactive, and Apparent Energy	●	●	●	●
Demand Values				
Current	●	●		
Power	●	●		●
Calculation Mode	Block	Sliding / Block		Sliding
Power Quality Measurement				
Current / Voltage Unbalance	●	●	●	●
Total Voltage Harmonic Distortion	●	●	●	●
Total Current Harmonic Distortion	●	●	●	●
Total Harmonic Distortion (THD)	●	●	●	●
Individual Current / Voltage Harmonics	Up to 31 st	Up to 31 st		31 st
Advanced Functions				
Max. / Min. Instantaneous Values with Timestamp	●	●	●	●
Data Logs	17	17		7
Data Logs Recording Duration	2 months	2 months		7 days
Alarms History	500	500		
Parameter Grouping	35	35		5
Auto-Recording	●	●		
Multi-Tariff (Interval Numbers)	8 groups	8 groups		4 groups
User Interface (UI)				
Alarms / Control				
Alarm Types	29	29	10	10
Digital Input / Digital Output		1DI/1DO	4DI/2DO	4DI/2DO
Communication				
RS-485 Interface	●	●	●	●
Wireless Interface (802.11 b/g/n)				
Modbus	RTU/ASCII	RTU/ASCII	RTU	RTU
BACnet MS/TP		●		
Ethernet				
Certifications				
Safety		CE/UL		
Precision	CMA	CMA/IEC	CMA	CMA
WiFi				

* Data log: Phase voltage, line voltage, current, natural current, power factor, displacement power factor, total active power, total reactive power, total apparent power, positive active energy, reversed active energy, positive reactive energy, reversed reactive energy, positive apparent energy, reversed apparent energy, total voltage harmonic distortion, total current harmonic distortion

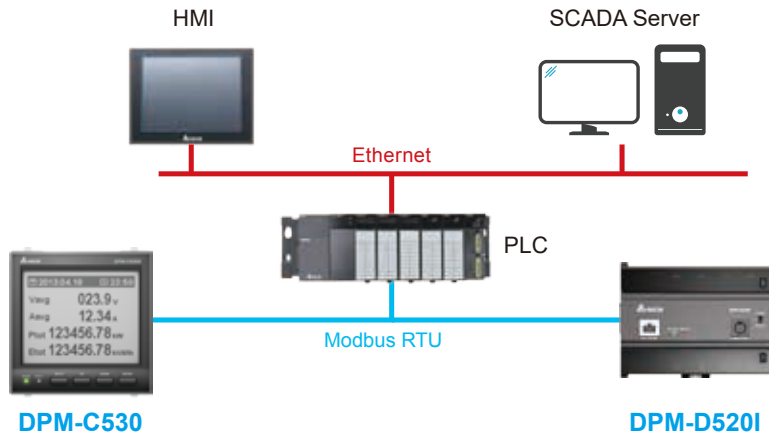
Features of All Models

► High Precision Power Measurement

- Precise measurement of bidirectional electrical energy and power parameters, meeting IEC62053 and CNS14607 standards
- Supports power quality measurement, including total and individual harmonic distortion, voltage and current unbalance, and more

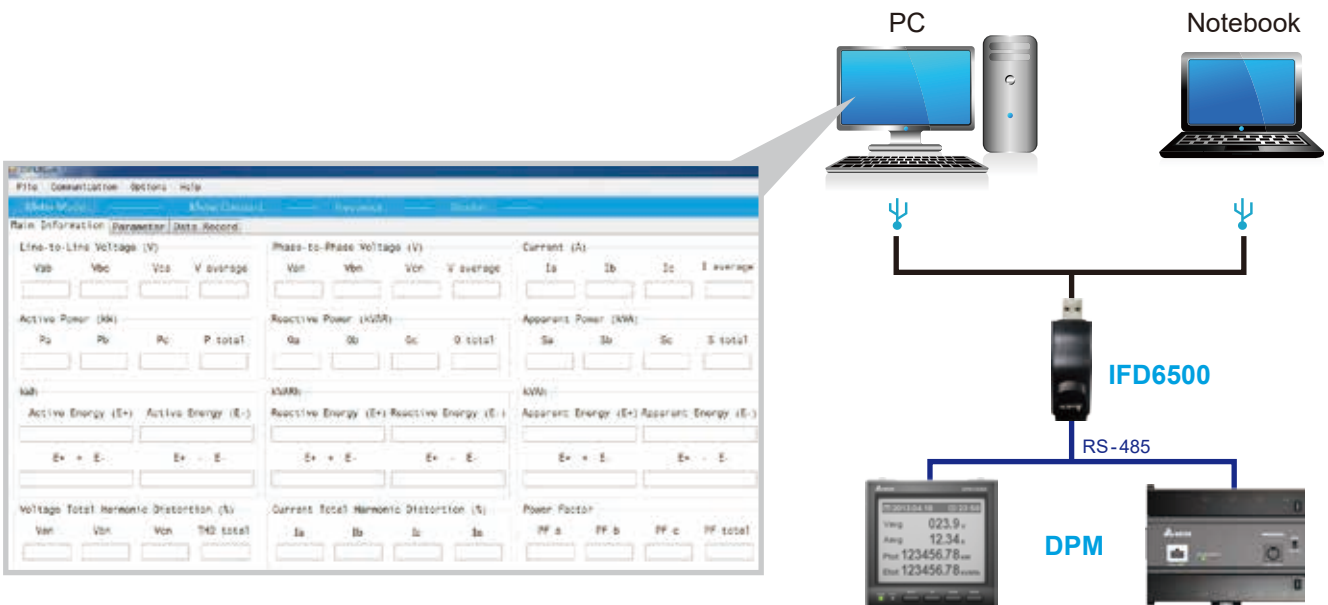
► Easy Operation and Installation

- Easy installation and disassembling with two fixing mounts, no screws or extra tools required
- Built-in RS-485 communication port supports Modbus for transmission of all measurement values to the PLCs, PCs and monitoring software



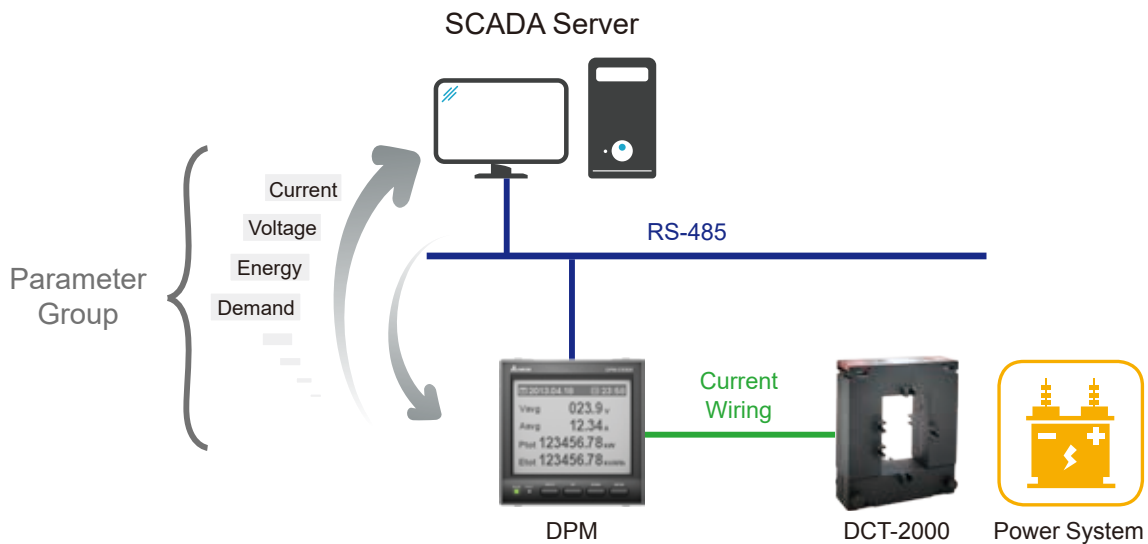
► PC-based Configuration Software

- The power meter configuration software DPMSOFT collects electricity data and sets up meters via Modbus communication, achieving easy power management and analysis



► Parameter Grouping

- All electricity data can be combined as a parameter group that allows master controllers to access, enhancing real-time data accessibility and reducing editing time



Features of Specific Models

► Multi-Language Display

DPM-C530/DPM-C530E

- Large dot matrix LCD (198 x 168 dots), high font recognition
- Multi-language display: English (capital and small letters), Chinese, Japanese and other languages



- DPM-C530: higher visibility with dot matrix LCD display than segment LCD display

Ptot 123456.78 kW
Etot 123456.78 kVARh



Features of Specific Models

▶ Event Alarms and History Logs

The DPM-C530 adopts data record and demand functions that make the model suitable for summation metering as well as overall circuit energy analysis. Users may select the DPM-C520 or the DPM-C501L for branch electric circuit metering.

DPM-C530/DPM-D520I/DPM-C530E/DPM-D530I

- Keeps max. 2 months of power and electricity energy measurement values for history analysis; up to 17 power parameters selectable for recording different time intervals (e.g. recording 17 electricity parameters every 5 minutes, for up to 2 months); 29 types of built-in event alarms for up to 500 event records
- Front LED indicators for real-time alarm: Reads alert message and event log functions via communication protocols

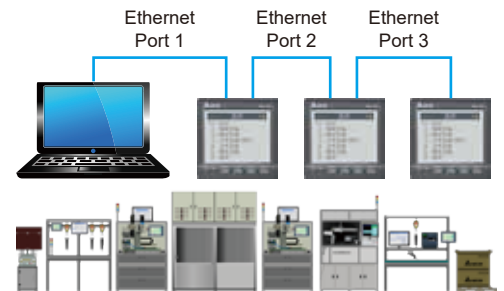
DPM-C520/DPM-C520W/DPM-C501L/DPM-C502/DPM-C310

- 10 types of built-in event alarms
- Front LED indicators for real-time alarm: reads alert messages and event log functions via communication protocols

▶ Ethernet Communication

DPM-C530E

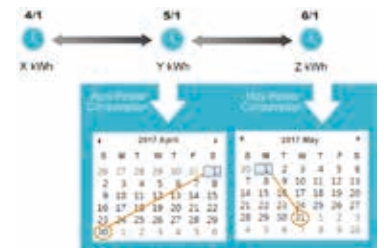
- Dual Ethernet protocols, supports Modbus TCP
- Easy connection with PCs to achieve serial applications without large amount of gateways
- Fast integration with general systems



▶ Auto-Recording

DPM-C530/DPM-C530E/DPM-D520I/DPM-D530I

- Automatic calculation of monthly energy consumption
- Allows users to setup specific date for monthly calculation



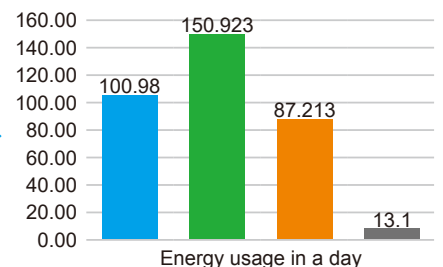
▶ Multi-Tariff

DPM-C530/DPM-C530E/DPM-D520I/DPM-D530I/DPM-C502

- Automatic measurement & calculation of power consumption during a specific time period
- Multiple interval groups setting to measure power consumption in different periods of time

Time Slot	Duration
P1	09:00 ~ 12:00
P2	12:00 ~ 17:00
P3	17:00 ~ 23:00
P4	23:00 ~ 09:00 (next day)

Settings of time slot



▶ Wireless Data Transmission

DPM-C520W

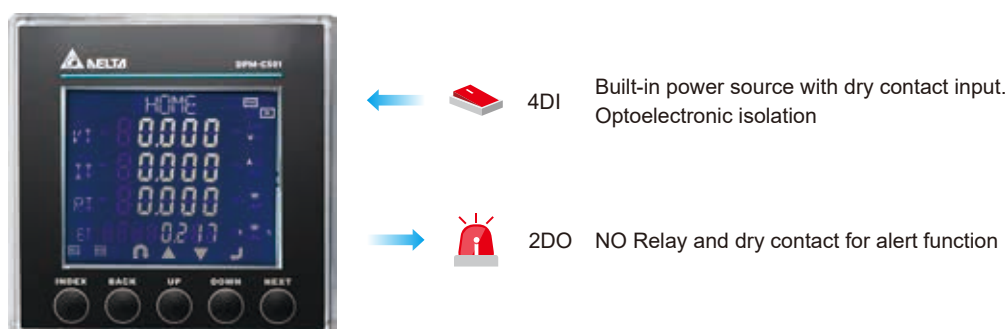
- The Wireless Multifunction Power Meter DPM-C520W adopts bidirectional wireless transmission to remotely monitor real-time electric parameters and energy consumption. This feature helps to build up a complete energy management system that replaces manual and wiring meter reading
- The DPM-C520W features:
 1. Reduced wiring cost and time
 2. High-speed data exchange and data transmission capability (speed much faster than RS-485)
 3. More secure wireless data protection
- Applications: Elevators, high-technology factories, warehouses, areas containing plenty of physical barriers, hospitals, and public offices that require data security



▶ DI/DO Digital Input and Output Functions

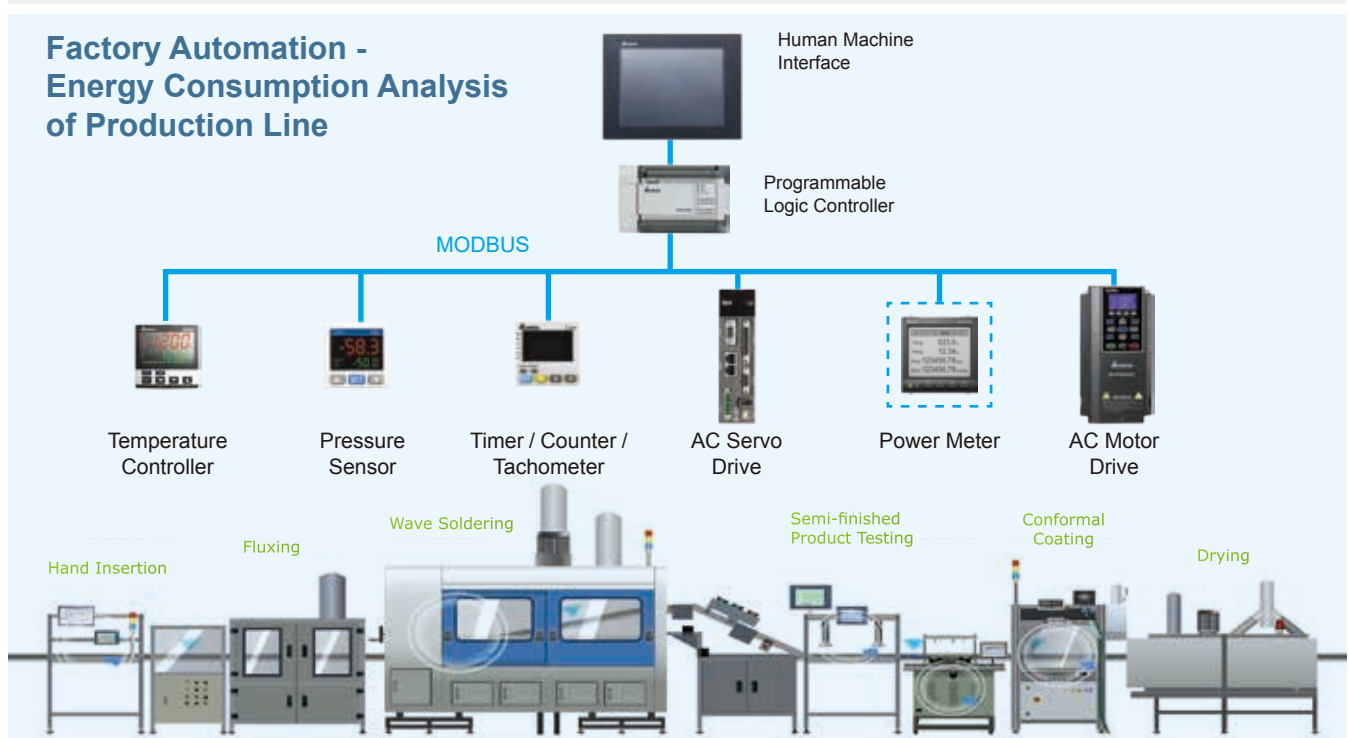
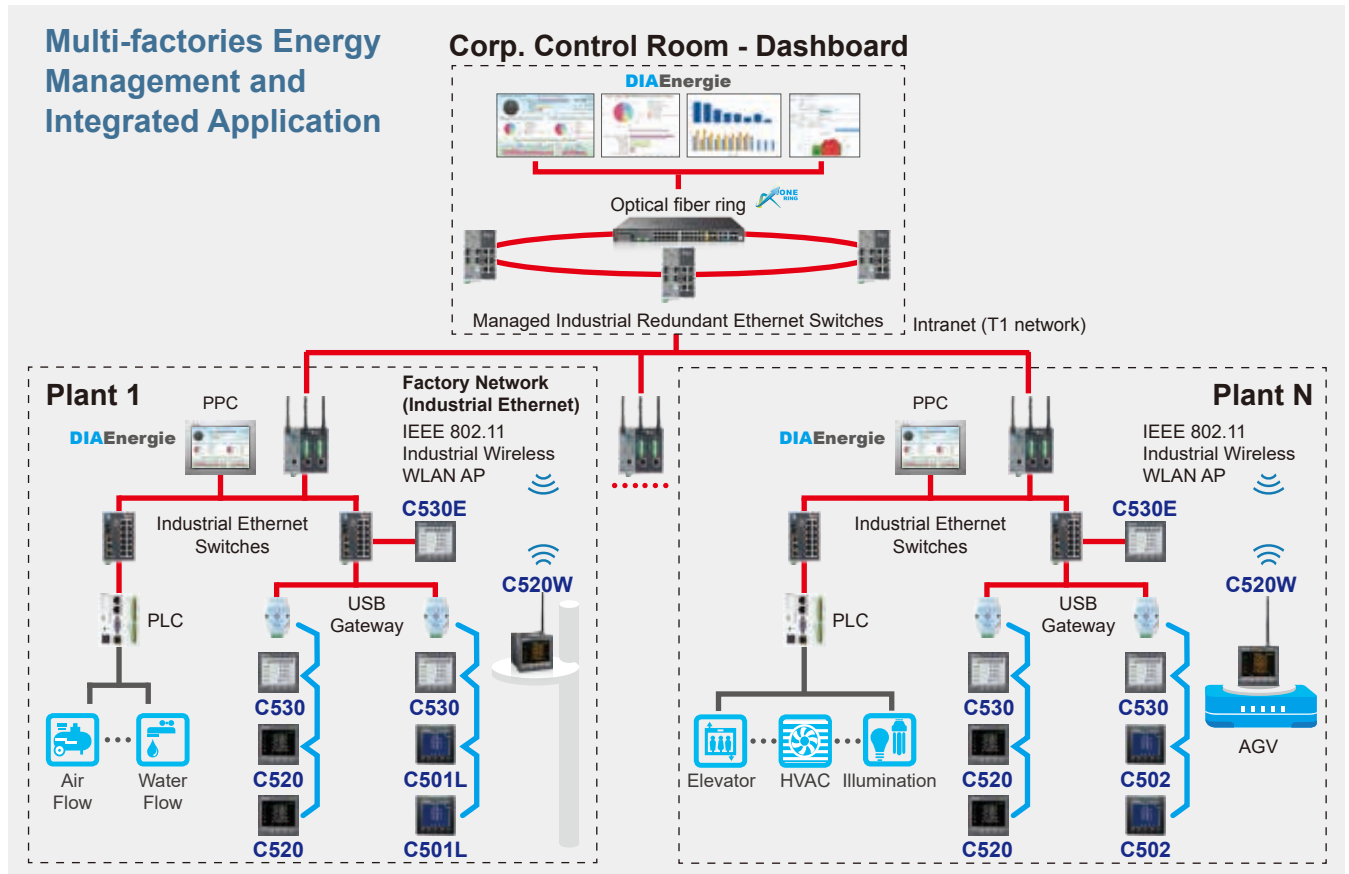
DPM-C501L/DPM-C502

- The Basic DI/DO Relay Multifunction Power Meter DPM-C501L adopts digital input / output functions that connect with control equipment or management computers to remotely control and analyze energy quality. The DI/DO relay is also used as signals for displaying alerts
- Adopts built-in power source to input alert signals with dry contact for saving wiring cost. The optoelectronic isolation functions ensure cable safety
- For output, offers normally open (NO) relay and dry contact (2A/30VDC or 2A/250VAC), broadly applied in alert control output



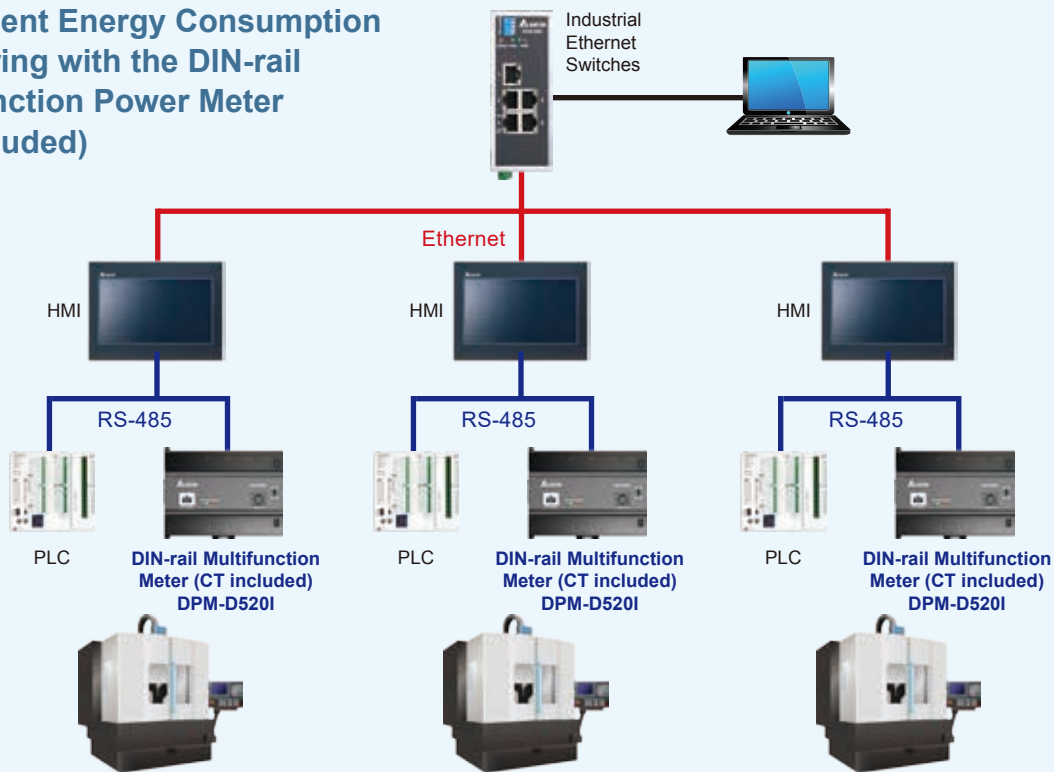
Applications

- The DPM-C530 / C520 / C501L are suitable for: energy management, medium or low voltage distribution system, smart switch cabinet, energy management system, factory automation system, building automation system, railway energy management system, electric heating system, wind power system, energy storage system, electric grid measurement, and energy quality analysis

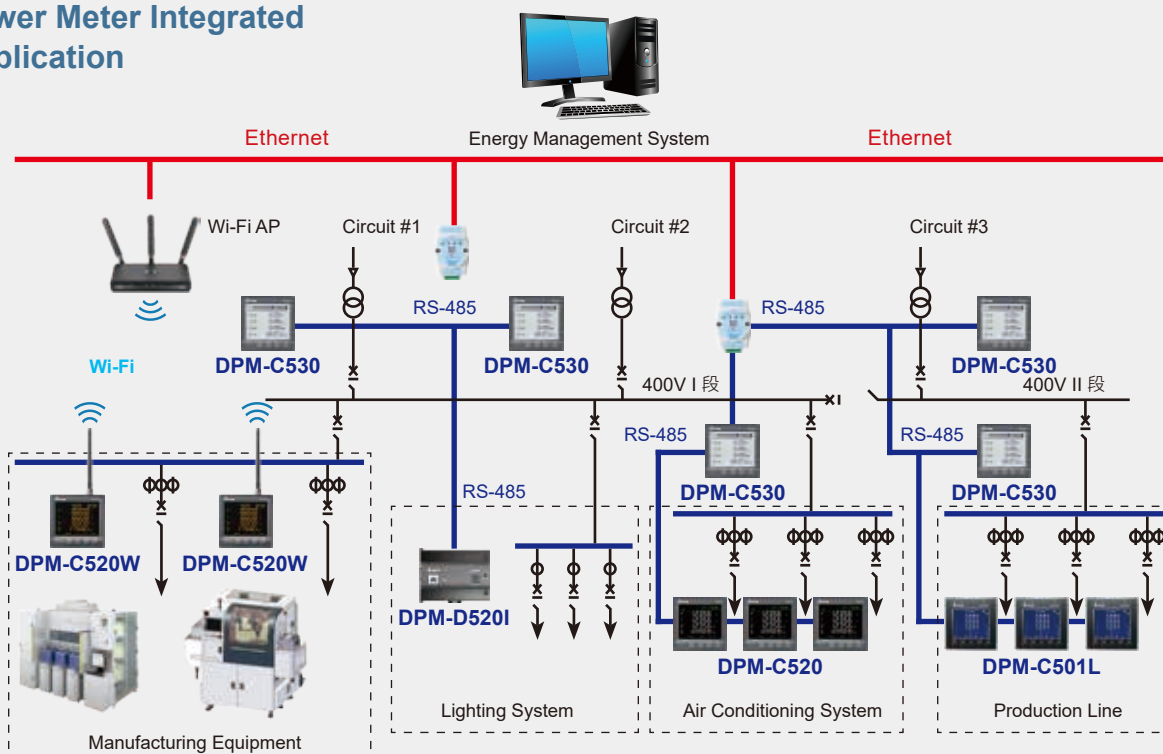


- The DPM-C520W is suitable for: elevators, warehouses, semiconductor plants, high-ceiling plants, hospitals, and equipment with mobility
- The DPM-D520I is suitable for: industrial machines, communication base station, IIoT equipment, and areas where CT is difficult to install with current lower than 63A

Equipment Energy Consumption Monitoring with the DIN-rail Multifunction Power Meter (CT included)



Power Meter Integrated Application



Technical Specifications

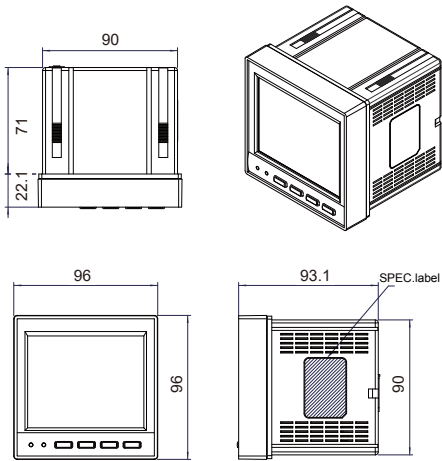
Model Name		DPM-C530	DPM-C530E	DPM-C520	DPM-C520W	DPM-C310
Electrical Characteristics						
Measurement Accuracy	Current	± 0.5%			± 1%	
	Voltage	± 0.5%			± 1%	
	Power	± 0.5%			± 1%	
	Active Energy	IEC 62053-22 Class 0.5S				
	Reactive Energy	± 0.5%			± 1%	
	Power Factor	± 0.5%			± 1%	
	Frequency	± 0.5%			± 1%	
Input	Wiring Method	1-phase 2-wire / 1-phase 3-wire / 3-phase 3-wire / 3-phase 4-wire				
	Voltage	Wire voltage : 35 ~ 690 V _{AC} (L-L) Phase voltage : 20 ~ 400 V _{AC} (L-N)				
	Current	1A/5A				
	Frequency Range	45 ~ 70 Hz				
	Power Supply	80 ~ 265 V _{AC} (Max. power consumption 4.6 W) 100 ~ 300 V _{DC}				
Communication						
Protocol (Interface)	Modbus RTU/ASCII (RS-485) BACnet MS/TP (RS-485)	Modbus TCP (Ethernet)	Modbus RTU (RS - 485)	Modbus RTU (RS-485) / Modbus TCP (WiFi, IEEE802.11 b/g/n)	Modbus RTU (RS - 485)	
Mechanical Characteristics						
IP Protection	Front Display	IP54			IP52	IP54
	Meter Body	IP20				
Dimensions (W x H x D)	96x96x95.4 mm					72x72x101 mm
Environmental Conditions						
Operating Temperature	-20°C ~ +70°C			-20°C ~ +60°C		
Storage Temperature	-30°C ~ +80°C			-30°C ~ +70°C		
Relative Humidity	~ 95% RH					
Altitude	Below 2000 meters					
Electromagnetic Compatibility						
Electrostatic Discharge	IEC 61000-4-2					
Immunity to Radiated Fields	IEC 61000-4-3					
Immunity to Fast Transients	IEC 61000-4-4					
Immunity to Impulse Waves	IEC 61000-4-5					
Conducted Immunity	IEC 61000-4-6					
Immunity to Magnetic Fields	IEC 61000-4-8					
Immunity to Voltage Dips	IEC 61000-4-11					
Radiated Emissions	FCC part 15 EN 55011 Class A					
Conducted Emissions	FCC part 15 EN 55011 Class A					
Harmonics Emissions	IEC 61000-3-2					
Flicker Emissions	IEC 61000-3-3					
Safety						
Safety	UL/CE/RCM	UL/CE				
Precision	IEC61010/CMA					
WiFi				CE/FCC/JRF/KCC/IC/NCC/NTC/IC		

Model Name		DPM-D520I	DPM-D530I	DPM-C501L	DPM-C502
Electrical Characteristics					
Measurement Accuracy	Current	± 0.5%			
	Voltage	± 0.5%			
	Power	± 0.5%			
	Active Energy	IEC 62053-22 Class 0.5S			
	Reactive Energy	± 0.5%			
	Power Factor	± 0.5%			
	Frequency	± 0.5%			
Input	Wiring Method	3-phase 3-wire / 3-phase 4-wire		1-phase 2-wire / 1-phase 3-wire / 3-phase 3-wire / 3-phase 4-wire	
	Voltage	Wire voltage : 35 ~ 690 V _{AC} (L-L) Phase voltage : 20 ~ 400 V _{AC} (L-N)			
	Current	63A	100A	1A/5A	
	Frequency Range	45 ~ 70 Hz			
	Power Supply	80 ~ 265 V _{AC} (Max. power consumption 4.6 W) 100 ~ 300 V _{DC}			
Communication					
Protocol (Interface)		Modbus RTU / ASCII (RS - 485)		Modbus RTU (RS - 485)	
Mechanical Characteristics					
IP Protection	Front Display	-			IP52
	Meter Body	IP20			
Dimensions (W x H x D)		126x90x67.4 mm	176x99.6x75.2 mm	96 x 96 x 95.4 mm	
Environmental Conditions					
Operating Temperature		-20 °C ~ +60 °C		-20 °C ~ +50 °C	
Storage Temperature		-30 °C ~ +70 °C		-30 °C ~ +60 °C	
Relative Humidity		~ 95% RH		~ 95% RH	
Altitude		Below 2000 meters		Below 2000 meters	
Electromagnetic Compatibility					
Electrostatic Discharge		IEC 61000-4-2			
Immunity to Radiated Fields		IEC 61000-4-3			
Immunity to Fast Transients		IEC 61000-4-4			
Immunity to Impulse Waves		IEC 61000-4-5			
Conducted Immunity		IEC 61000-4-6			
Immunity to Magnetic Fields		IEC 61000-4-8			
Immunity to Voltage Dips		IEC 61000-4-11			
Radiated Emissions		FCC part 15 EN 55011 Class A			
Conducted Emissions		FCC part 15 EN 55011 Class A			
Harmonics Emissions		IEC 61000-3-2			
Flicker Emissions		IEC 61000-3-3			
Safety					
Safety		CE/UL			
Precision		CMA	IEC61010/CMA	CMA	CMA
WiFi					

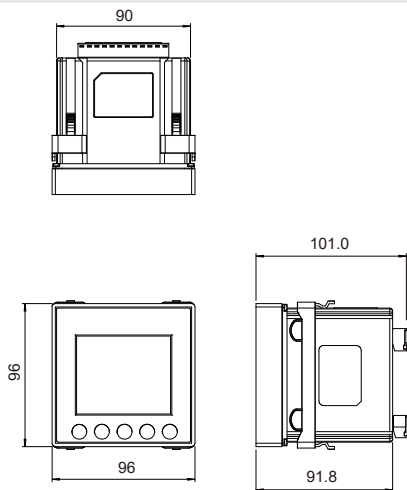
Dimensions (Units: mm)

Panel Type

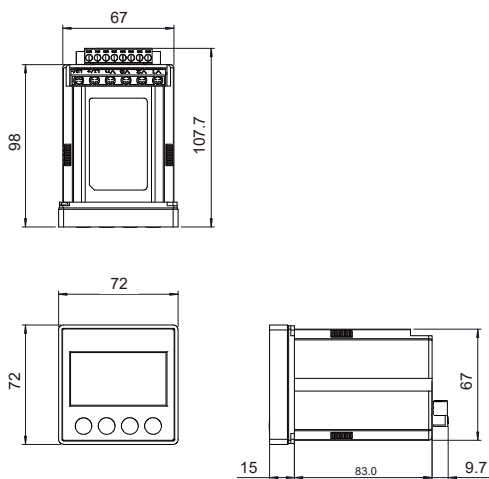
- DPM-C530/C530E/C520/C520W



- DPM-C501L/C502

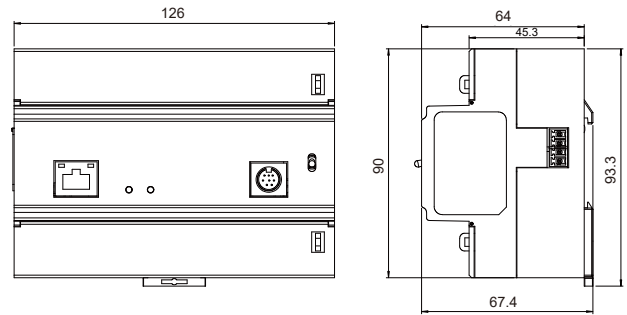


- DPM-C310

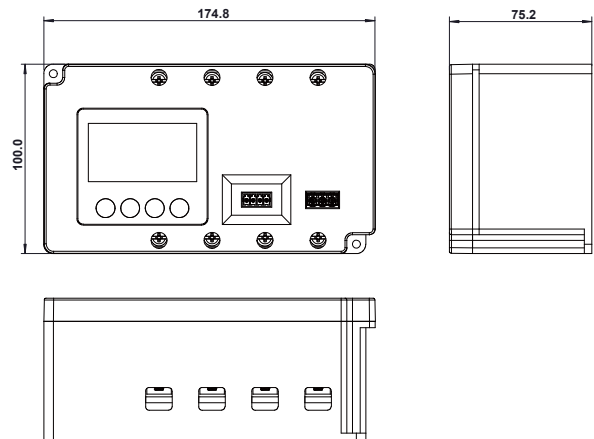


DIN Rail Mount Type

- DPM-D520I



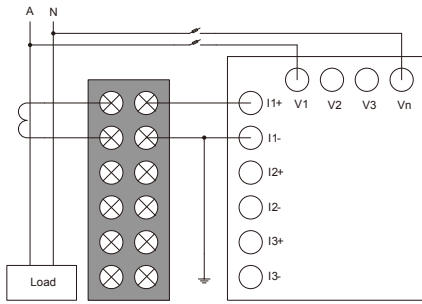
- DPM-D530I



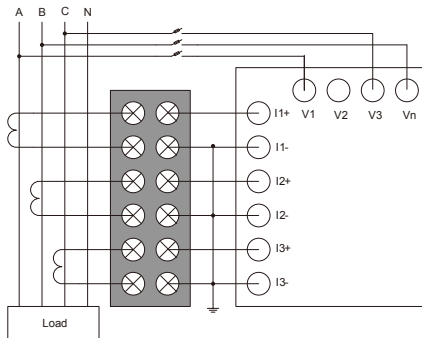
Wiring Diagrams

Panel Type (DPM-C530/C530E/C520/C520W/C310/C501L/C502)

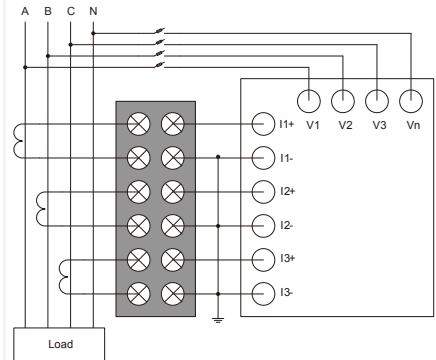
• 1-Phase 2-Wire (1CT)



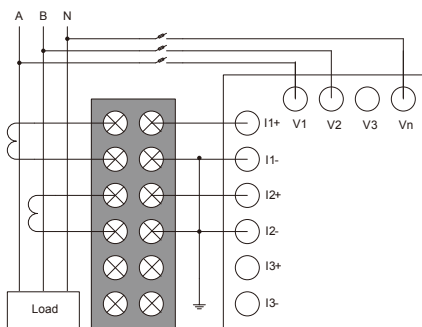
• 3-Phase 3-Wire, Δ-Connection (3CT, no PT)



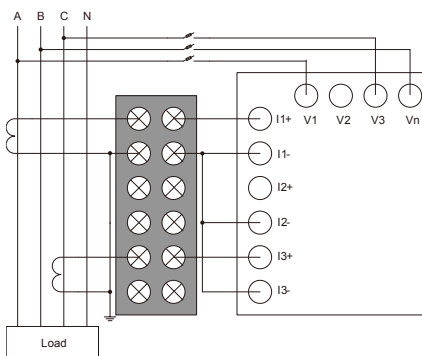
• 3-Phase 4-Wire, Y-Connection (3CT, no PT)



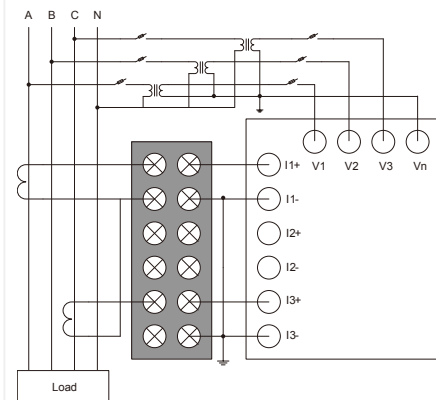
• 1-Phase 3-Wire (2CT)



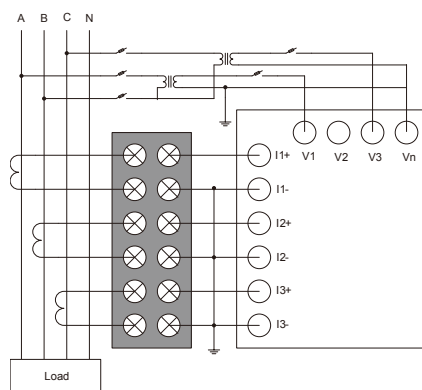
• 3-Phase 3-Wire, Δ-Connection (2CT, no PT)



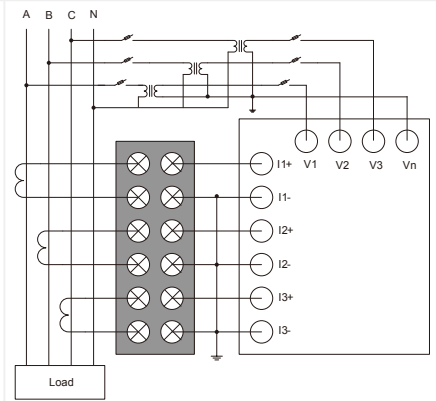
• 3-Phase 4-Wire, Y-Connection (2CT, 3 PT)



• 3-Phase 3-Wire, Δ-Connection (3CT, 2PT)



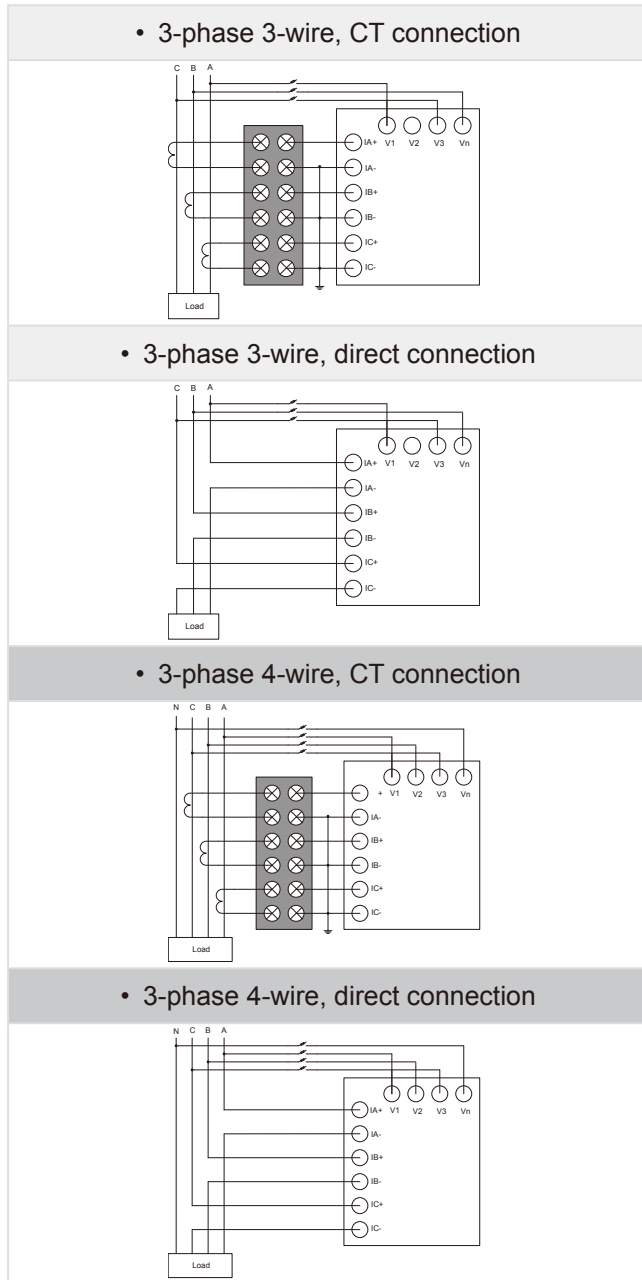
• 3-Phase 4-Wire, Y-Connection (3CT, 3 PT)



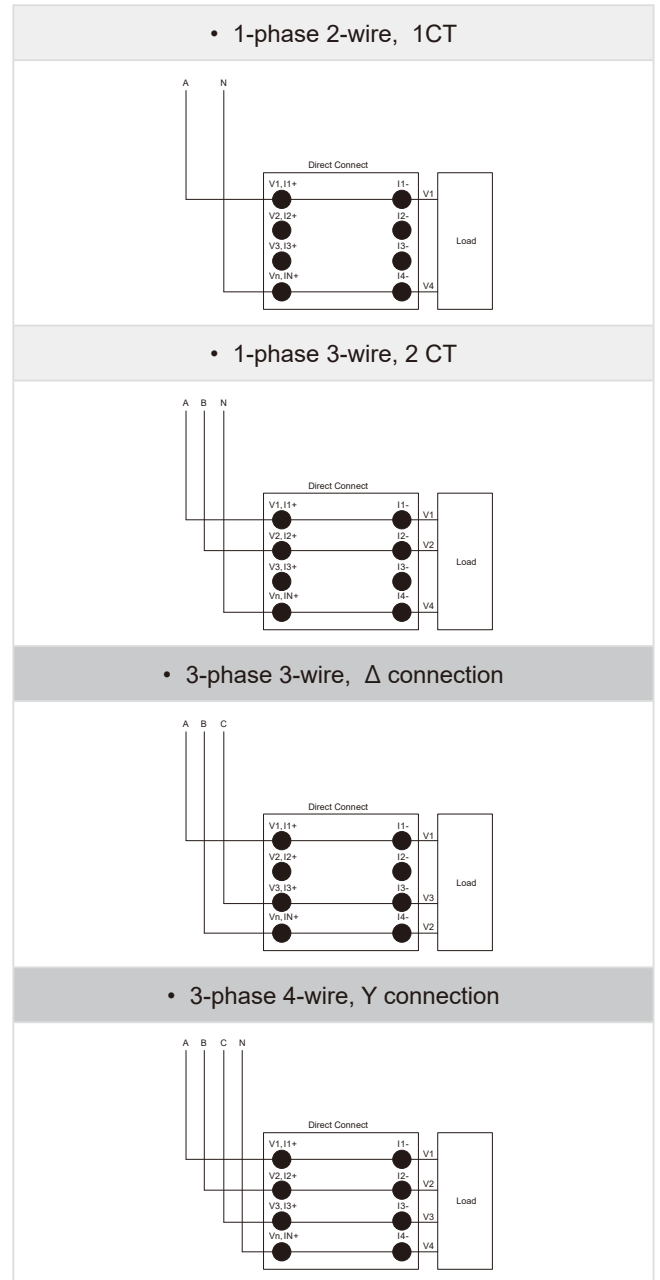
Wiring Diagrams

DIN Rail Mount Type

DPM-D520I

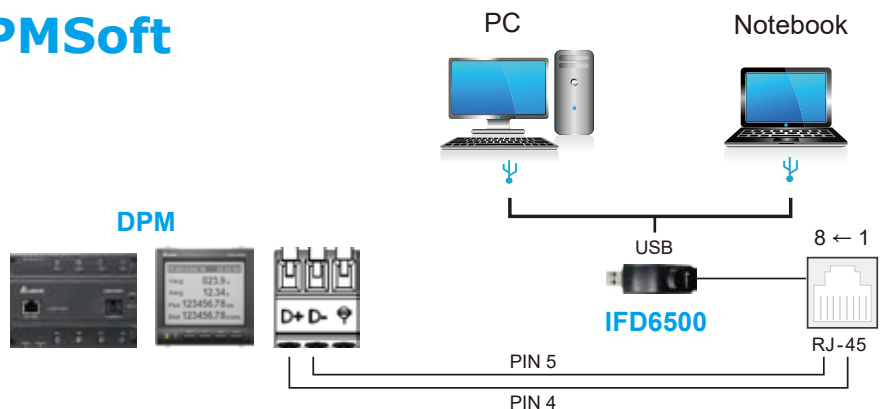


DPM-D530I



Connection to DPMSOft

PIN	Definition
4	D+
5	D-



Optional Accessories

Model	Certification	Primary Current	Secondary Current	Max. Load	Measurement Accuracy	Dimensions (Unit: mm)
DCT - S201B	UL	100A	5A	1.0VA	1.0%	Outer: 90 x 40 x 110 Inner: 30 x 20
DCT - S211B	UL	200A	5A	1.0VA	0.5%	
DCT - S221B	UL	300A	5A	1.5VA	0.5%	
DCT - S231B	UL	400A	5A	1.5VA	0.5%	Outer: 115 x 37 x 159 Inner: 80 x 50
DCT - S241B	UL	500A	5A	2.5VA	0.5%	
DCT - S251B	UL	600A	5A	2.5VA	0.5%	
DCT - S261B	UL	750A	5A	2.5VA	0.5%	
DCT - S2C1B	UL	800A	5A	3.75VA	0.5%	
DCT - S271B	UL	1000A	5A	5VA	0.5%	

Model	Certification	Primary Current	Secondary Current	Max. Load	Measurement Accuracy	Dimensions (Unit: mm)
DCT - S301C	CE	100A	5A	1.5VA	1.0%	Outer: 89 x 40 x 115 Inner: 32 x 21
DCT - S211C	CE	200A	5A	1.0VA	0.5%	
DCT - S221C	CE	300A	5A	1.5VA	0.5%	
DCT - S231C	CE	400A	5A	2.5VA	0.5%	Outer: 116 x 51 x 145 Inner: 80 x 50
DCT - S241C	CE	500A	5A	2.5VA	0.5%	
DCT - S251C	CE	600A	5A	2.5VA	0.5%	
DCT - S261C	CE	750A	5A	2.5VA	0.5%	
DCT - S271C	CE	1000A	5A	5VA	0.5%	Outer: 146 x 51.6 x 196 Inner: 80 x 122
DCT - S281C	CE	1500A	5A	7.5VA	0.5%	
DCT - S291C	CE	2000A	5A	10VA	0.5%	
DCT - S2A1C	CE	2500A	5A	15VA	0.5%	Outer: 186 x 67 x 250 Inner: 81 x 160.5
DCT - S2B1C	CE	3000A	5A	20VA	0.5%	



DISTRIBUIDOR DELTA



WWW.KALATEC.COM.BR

MATRIZ : 19-3045-4900

Industrial Automation Headquarters

Delta Electronics, Inc.

Taoyuan Technology Center
No.18, Xinglong Rd., Taoyuan District,
Taoyuan City 33068, Taiwan
TEL: 886-3-362-6301 / FAX: 886-3-371-6301

Asia

Delta Electronics (Shanghai) Co., Ltd.

No.182 Minyu Rd., Pudong Shanghai, P.R.C.
Post code : 201209
TEL: 86-21-6872-3988 / FAX: 86-21-6872-3996
Customer Service: 400-820-9595

Delta Electronics (Japan), Inc.

Tokyo Office
Industrial Automation Sales Department
2-1-14 Shibadaimon, Minato-ku
Tokyo, Japan 105-0012
TEL: 81-3-5733-1155 / FAX: 81-3-5733-1255

Delta Electronics (Korea), Inc.

Seoul Office
1511, 219, Gasan Digital 1-Ro., Geumcheon-gu,
Seoul, 08501 South Korea
TEL: 82-2-515-5305 / FAX: 82-2-515-5302

Delta Energy Systems (Singapore) Pte Ltd.

4 Kaki Bukit Avenue 1, #05-04, Singapore 417939
TEL: 65-6747-5155 / FAX: 65-6744-9228

Delta Electronics (India) Pvt. Ltd.

Plot No.43, Sector 35, HSIIDC Gurgaon,
PIN 122001, Haryana, India
TEL: 91-124-4874900 / FAX : 91-124-4874945

Delta Electronics (Thailand) PCL.

909 Soi 9, Moo 4, Bangpoo Industrial Estate (E.P.Z),
Pattana 1 Rd., T.Phraksa, A.Muang,
Samutprakarn 10280, Thailand
TEL: 66-2709-2800 / FAX : 662-709-2827

Delta Energy Systems (Australia) Pty Ltd.

Unit 20-21/45 Normanby Rd., Notting Hill Vic 3168, Australia
TEL: 61-3-9543-3720

Americas

Delta Electronics (Americas) Ltd.

Raleigh Office
P.O. Box 12173, 5101 Davis Drive,
Research Triangle Park, NC 27709, U.S.A.
TEL: 1-919-767-3813 / FAX: 1-919-767-3969

Delta Greentech (Brasil) S/A

São Paulo Office
Rua Itapeva, 26 – 3º Andar - Bela Vista
CEP: 01332-000 – São Paulo – SP - Brasil
TEL: 55-11-3530-8642 / 55-11-3530-8640

Delta Electronics International Mexico S.A. de C.V.

Mexico Office
Vía Dr. Gustavo Baz No. 2160, Colonia La Loma,
54060 Tlalnepanitla Estado de Mexico
TEL: 52-55-2628-3015 #3050/3052

EMEA

Headquarters: Delta Electronics (Netherlands) B.V.

Sales: Sales.IA.EMEA@deltaww.com
Marketing: Marketing.IA.EMEA@deltaww.com
Technical Support: iatechnicalsupport@deltaww.com
Customer Support: Customer-Support@deltaww.com
Service: Service.IA.emea@deltaww.com
TEL: +31(0)40 800 3800

BENELUX: Delta Electronics (Netherlands) B.V.

De Witbogt 20, 5652 AG Eindhoven, The Netherlands
Mail: Sales.IA.Benelux@deltaww.com
TEL: +31(0)40 800 3800

DACH: Delta Electronics (Netherlands) B.V.

Coesterweg 45, D-59494 Soest, Germany
Mail: Sales.IA.DACH@deltaww.com
TEL: +49(0)2921 987 0

France: Delta Electronics (France) S.A.

ZI du bois Challand 2, 15 rue des Pyrénées,
Lisses, 91090 Evry Cedex, France
Mail: Sales.IA.FR@deltaww.com
TEL: +33(0)1 69 77 82 60

Iberia: Delta Electronics Solutions (Spain) S.L.U

Ctra. De Villaverde a Vallecas, 265 1º Dcha Ed.
Hormigueras – P.I. de Vallecas 28031 Madrid
TEL: +34(0)91 223 74 20

Carrer Llacuna 166, 08018 Barcelona, Spain

Mail: Sales.IA.Iberia@deltaww.com

Italy: Delta Electronics (Italy) S.r.l.

Ufficio di Milano Via Senigallia 18/2 20161 Milano (MI)
Piazza Grazioli 18 00186 Roma Italy
Mail: Sales.IA.Italy@deltaww.com
TEL: +39 02 64672538

Russia: Delta Energy System LLC

Vereyskaya Plaza II, office 112 Vereyskaya str.
17 121357 Moscow Russia
Mail: Sales.IA.RU@deltaww.com
TEL: +7 495 644 3240

Turkey: Delta Greentech Elektronik San. Ltd. Sti. (Turkey)

Şerifaii Mah. Hendem Cad. Kule Sok. No:16-A
34775 Ümraniye – İstanbul
Mail: Sales.IA.Turkey@deltaww.com
TEL: + 90 216 499 9910

GCC: Delta Energy Systems AG (Dubai BR)

P.O. Box 185668, Gate 7, 3rd Floor, Hamarain Centre
Dubai, United Arab Emirates
Mail: Sales.IA.MEA@deltaww.com
TEL: +971(0)4 2690148

Egypt + North Africa: Delta Electronics

511 Cairo Business Plaza, North 90 street,
New Cairo, Cairo, Egypt
Mail: Sales.IA.MEA@deltaww.com